

30V High Side Over Voltage Protector

Features

- 30V standoff voltage
- Fixed 6.0V protection voltage
- Integrated OTP
- Environment Temperature: -40°C~85°C
- Maximum load Current 2A
- Typical equivalent on-resistance 110mΩ
- Input OVP with 0.1us reaction time
- SOT-23-3, SOT23-6 package

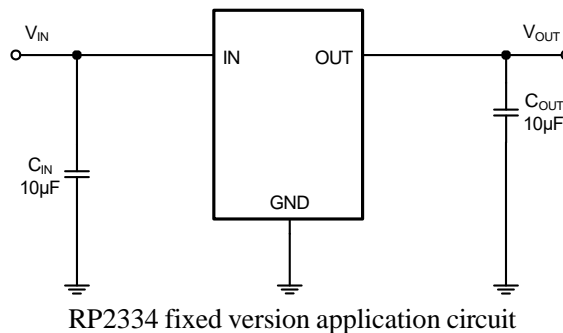
Applications

- All electronic devices with input DC power plug
- E-Cigarette
- Car Camera
- Cellphone

General Description

RP2334 is a high voltage 30V over voltage protector (OVP) which has a low on resistance, by only change the external connecting. It can be used as an OVP device or a high voltage switch. RP2334 consists of a charge pump, a configurable power MOSFET, a voltage reference, a gate driver and some logics and protection modules. RP2334 can react to an input surge very fast and shut off the switch in less than 0.1us. RP2334 is available in SOT-23-3, SOT23-6 package.

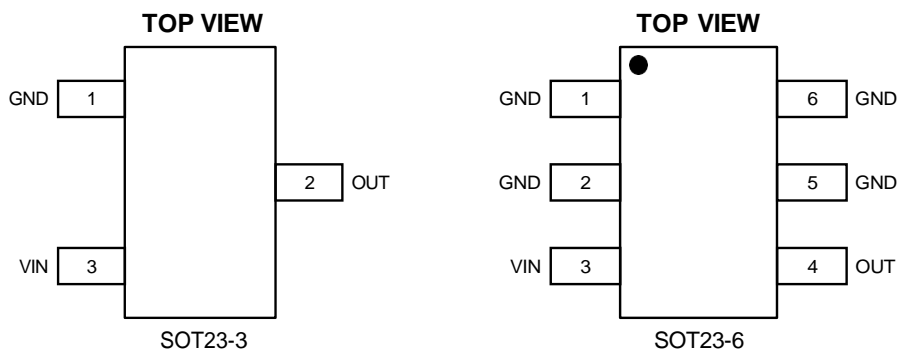
Typical Application Circuit



30V High Side Over Voltage Protector

Pin Description

Pin Configuration



RP2334ASOT3 Top Marking: mAYLL [device code: mA, Y=year code, LL= lot number code)

RP2334ASOT6 Top Marking: mBYLL [device code: mB, Y=year code, LL= lot number code)

Pin Description

SOT23-3 Pin No.	SOT23-6 Pin No.	Name	Function
2	4	OUT	Output voltage (V_{OUT}) pin for the regulator
3	3	VIN	Input voltage (V_{IN}) pin for the regulator.
1	1/2/5/6	GND	Ground pin

Order Information ⁽¹⁾

Marking	Part No.	Model	Description	Package	T/R Qty
mAYLL	702302	RP2334ASOT3	RP2334ASOT3 OVP IC, VIN 2.5-30V, OVP fixed 6.0V, 2A, SOT23-3	SOT23-3	3000PCS
mBYLL	702301	RP2334ASOT6	RP2334ASOT6 OVP IC, VIN 2.5-30V, OVP fixed 6.0V, 2A, SOT23-6	SOT23-6	3000PCS

Note (1): All RAINPRO parts are Pb-Free and adhere to the RoHS directive.

30V High Side Over Voltage Protector

Specifications

Absolute Maximum Ratings ⁽¹⁾ ⁽²⁾

Item	Min	Max	Unit
Maximum V_{IN} voltage	-0.3	30	V
Power dissipation ⁽³⁾	Internally Limited		
Operating junction temperature, $T_{J(MAX)}$		150	°C
Storage temperature, T_{stg}	-65	150	°C
Lead Temperature (Soldering, 10sec.)		260	°C

Note (1): Exceeding these ratings may damage the device.

Note (2): The device is not guaranteed to function outside of its operating conditions.

Note (3): The maximum allowable power dissipation is a function of the maximum junction temperature, $T_{J(MAX)}$, the junction-to-ambient thermal resistance, $R_{\theta JA}$, and the ambient temperature, T_A . The maximum allowable power dissipation at any ambient temperature is calculated using: $P_{D(MAX)} = (T_{J(MAX)} - T_A)/R_{\theta JA}$. Exceeding the maximum allowable power dissipation causes excessive die temperature, and the regulator goes into thermal shutdown. Internal thermal shutdown circuitry protects the device from permanent damage. Thermal shutdown engages at $T_J=160$ °C (typical) and disengages at $T_J=130$ °C (typical).

ESD Ratings

Item	Description	Value	Unit
$V_{(ESD-HBM)}$	Human Body Model (HBM) ANSI/ESDA/JEDEC JS-001-2014 Classification, Class: 2	±2000	V
$V_{(ESD-CDM)}$	Charged Device Mode (CDM) ANSI/ESDA/JEDEC JS-002-2014 Classification, Class: C0b	±200	V
$I_{LATCH-UP}$	JEDEC STANDARD NO.78E APRIL 2016 Temperature Classification, Class: I	±150	mA

Recommended Operating Conditions

Item	Min	Max	Unit
Operating junction temperature ⁽¹⁾	-40	125	°C
Operating temperature range	-40	85	°C
Input voltage V_{IN}	2.5	6	V

Note (1): All limits specified at room temperature ($T_A = 25$ °C) unless otherwise specified. All room temperature limits are 100% production tested. All limits at temperature extremes are ensured through correlation using standard Statistical Quality Control (SQC) methods. All limits are used to calculate Average Outgoing Quality Level (AOQL).

30V High Side Over Voltage Protector

Thermal Information

Item	Description	SOT23 3 Pin	SOT23 6 Pin	Unit
$R_{\theta JA}$	Junction-to-ambient thermal resistance ⁽¹⁾⁽²⁾	208	180	°C/W
$R_{\theta JC(top)}$	Junction-to-case (top) thermal resistance	112	130	°C/W
$R_{\theta JB}$	Junction-to-board thermal resistance	56	45	°C/W
ψ_{JT}	Junction-to-top characterization parameter	9.2	35	°C/W
ψ_{JB}	Junction-to-board characterization parameter	52	45	°C/W
$R_{\theta JC(bot)}$	Junction-to-case (bottom) thermal resistance	N/A	N/A	°C/W

Note (1): The package thermal impedance is calculated in accordance to JESD 51-7.

Note (2): Thermal Resistances were simulated on a 4-layer, JEDEC board

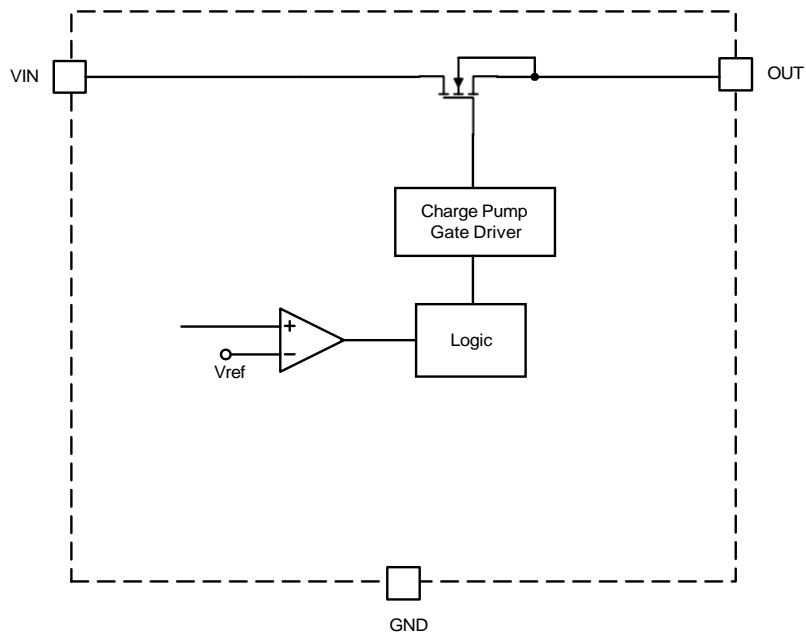
Electrical Characteristics

$V_{IN} = 5V$, $T_A = 25^\circ C$, unless otherwise noted.

Parameter	Test Conditions	Min	Typ.	Max	Units
Input Voltage		2.5		5.9	V
UVLO	Hys=260mV		2.4		V
OVP			6.0		V
OVP Range		2.5		30	V
Ron	VCC=5V, Iout=1A	-	110		mΩ
Iq	Standby current, IN and Vcc < OVP voltage		150		uA
Isd	Shutdown current		10		μA
Thermal Shutdown	Rising, Hys=50°C		135		°C

30V High Side Over Voltage Protector

Block Diagram



RP2334 Block Diagram

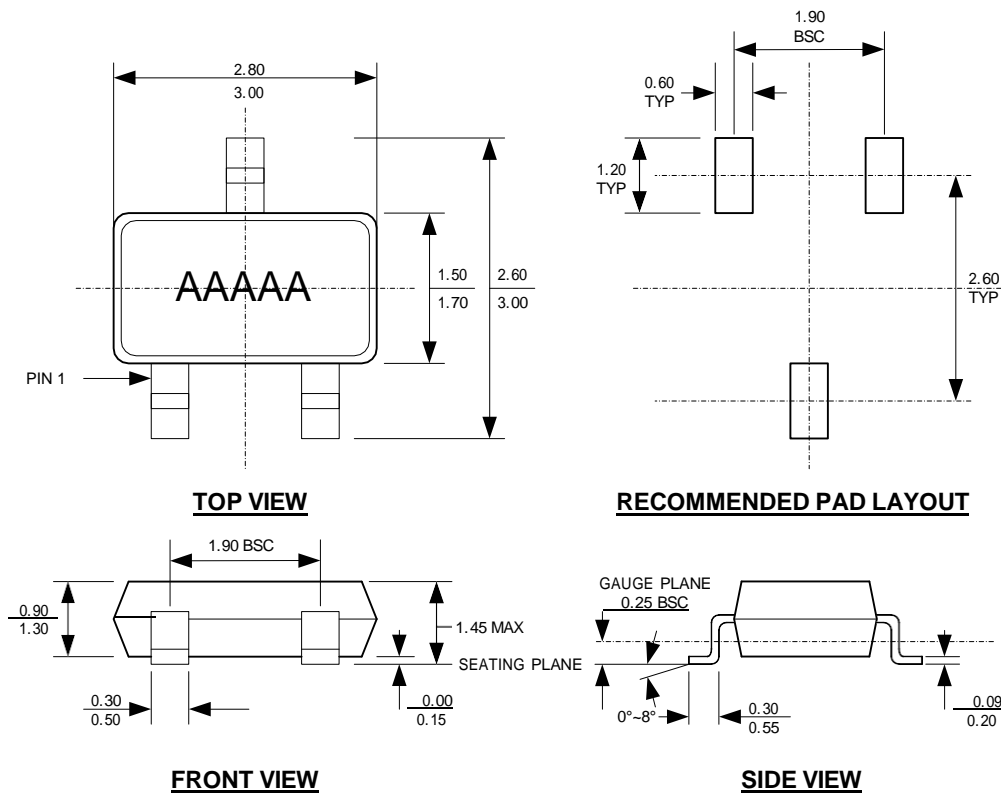
Detailed Description

RP2334 can disconnect the systems from its output pin (OUT) in case wrong input operating conditions are detected. The system is positive overvoltage protected up to 30V. The internal OVLO is 6.0V. RP2334 also has internal over temperature protect (OTP) function and it can monitor chip temperature to protect the device.

30V High Side Over Voltage Protector

Package Description

SOT23-3



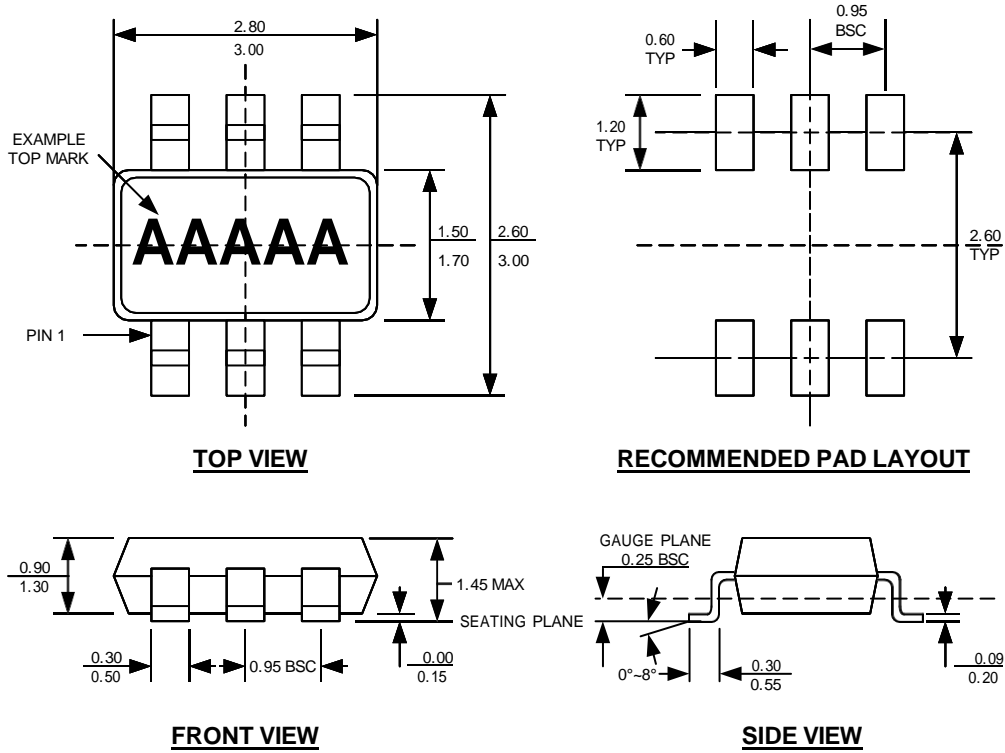
NOTE:

- CONTROL DIMENSION IS IN INCHES. DIMENSION IN BRACKET IS IN MILLIMETERS.
- PACKAGE LENGTH DOES NOT INCLUDE MOLD FLASH, PROTRUSIONS OR GATE BURRS.
- PACKAGE WIDTH DOES NOT INCLUDE INTERLEAD FLASH OR PROTRUSIONS.
- LEAD COPLANARITY (BOTTOM OF LEADS AFTER FORMING) SHALL BE 0.004" INCHES MAX.
- DRAWING CONFORMS TO JEDEC MS-012, VARIATION BA.
- DRAWING IS NOT TO SCALE.

30V High Side Over Voltage Protector

Package Description

SOT23-6



NOTE:

- CONTROL DIMENSION IS IN INCHES. DIMENSION IN BRACKET IS IN MILLIMETERS.
- PACKAGE LENGTH DOES NOT INCLUDE MOLD FLASH, PROTRUSIONS OR GATE BURRS.
- PACKAGE WIDTH DOES NOT INCLUDE INTERLEAD FLASH OR PROTRUSIONS.
- LEAD COPLANARITY (BOTTOM OF LEADS AFTER FORMING) SHALL BE 0.004" INCHES MAX.
- DRAWING CONFORMS TO JEDEC MS-012, VARIATION BA.
- DRAWING IS NOT TO SCALE.

Copyright ©2019-2024, ShenZhen ShengDeXin Technology CO.,LTD.
ShenZhen ShengDeXin Technology CO.,LTD. reserves the right to make, from time to time, such departures from the detail specifications as may be required to permit improvements in the performance, reliability, or manufacturability of its products. Before placing an order, the user is cautioned to verify that the information being relied upon is current.
ShengDeXin's products are not to be used in life support devices or systems, if a failure of an ShengDeXin product can reasonably be expected to cause the failure of that life support device or system, or to affect the safety or effectiveness of that device or system.
The information included herein is believed to be accurate and reliable. However, ShenZhen ShengDeXin Technology CO.,LTD. assumes no responsibility for its use; nor for any infringement of patents or other rights of third parties which may result from its use.

For the latest version of this document, visit our website:
<http://www.o2orgin.com>

Attention

- products fail with some probability. It is possible that these probabilistic failures could give rise to accidents or events that could endanger human lives, that could give rise to smoke or fire, or that could cause damage to other property. When designing equipment, adopt safety measures so that these kinds of accidents or events cannot occur. Such measures include but are not limited to protective circuits and error prevention circuits for safe design, redundant design, and structural design.
- Specifications of any and all ShenZhen ShengDeXin Technology CO.,LTD.S products described or contained herein stipulate the performance, characteristics, and functions of the described products in the independent state, and are not guarantees of the performance, characteristics, and functions of the described products as mounted in the customer's products or equipment. To verify symptoms and states that cannot be evaluated in an independent device, the customer should always evaluate and test devices mounted in the customer's products or equipment.
- Any and all ShenZhen ShengDeXin Technology CO.,LTD.products described or contained herein do not have specifications that can handle applications that require extremely high levels of reliability, such as life-support systems, aircraft's control systems, Military applications, aerospace, space, scientific research and exploration, or other applications whose failure can be reasonably expected to result in serious physical and/or material damage. Consult with your ShenZhen ShengDeXin Technology CO.,LTD. representative nearest you before using any ShenZhen ShengDeXin Technology CO.,LTD. products described or contained herein in such applications , But we welcome discussions with our Alpha team to develop advanced product application scenarios.
- ShenZhen ShengDeXin Technology CO.,LTD. assumes no responsibility for equipment failures that result from using products at values that exceed, even momentarily, rated values (such as maximum ratings, operating condition ranges, or other parameters) listed in products specifications of any and all ShenZhen ShengDeXin Technology CO.,LTD. products described or contained herein.
- In the event that any or all ShenZhen ShengDeXin Technology CO.,LTD. products(including technical data, services) described or contained herein are controlled under any of applicable local export control laws and regulations, such products must not be exported without obtaining the export license from the authorities concerned in accordance with the above law.
- No part of this publication may be reproduced or transmitted in any form or by any means, electronic or mechanical, including photocopying and recording, or any information storage or retrieval system, or otherwise, without the prior written permission of ShenZhen ShengDeXin Technology CO.,LTD..
- Information (including circuit diagrams and circuit parameters) herein is for example only ; it is not guaranteed for volume production. ShenZhen ShengDeXin Technology CO.,LTD believes information herein is accurate and reliable, but no guarantees are made or implied regarding its use or any infringements of intellectual property rights or other rights of third parties.
- Any and all information described or contained herein are subject to change without notice due to product/technology improvement, etc. When designing equipment, refer to the "Delivery Specification" for the ShenZhen ShengDeXin Technology CO.,LTD. product that you intend to use.